

LED Arbeitsscheinwerfer
LED Work Lamp

PRO-SUPER-FIELD

NEW



40 429 003
U-Bügel/bracket

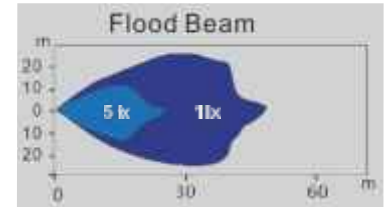
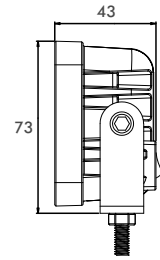
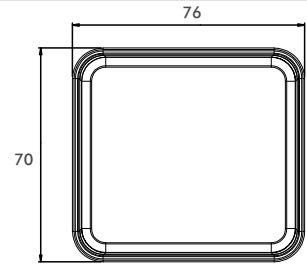
- hohe Lichtstärke
- sehr homogene Ausleuchtung
- 1500 Lumen
- kleine kompakte Bauform
- robustes Aluminium Druckgussgehäuse
- Lichtscheibe aus bruchfestem Polycarbonat
- Gehäuse wasserdicht vergossen
- 9-32V einsetzbar
- Kabel 0,45m
- 6 Power-LED's, 18W

40 429 303
Schalter/switch

- very high light intensity
- homogeneous illumination
- 1500 Lumen
- small compact profile
- aluminium die cast housing
- lens are constructed of unbreakable polycarbonate
- waterproof housing
- 9-32V multivoltage
- cable 0,45m
- 6 Power-LED's, 18W consumption



Zeichnung
Drawing



LED Arbeitsscheinwerfer
LED Work Lamp

PRO-ECO-FIELD

NEW

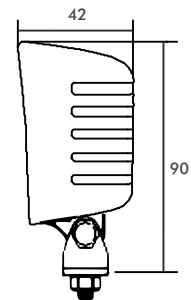
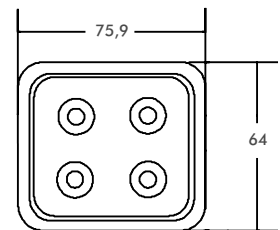


40 425 003
1100 Lumen Arbeitsscheinwerfer
1100 Lumen Work Lamp

- kleine kompakte Bauform
- robustes Aluminium Druckgussgehäuse
- Lichtscheibe aus bruchfestem Polycarbonat
- 9-32V einsetzbar
- 4 x 3W LED's, 12W
- ECE R10 geprüft
- gutes Preis/Leistungsverhältnis

- small compact profile
- aluminium die cast housing
- lens made of unbreakable polycarbonate
- 9-32V multivoltage
- 4 x 3W LED's, 12W consumption
- ECE R10 approved
- perfect cost/performance ratio

Zeichnung
Drawing



Weitere Produkte finden Sie im PROPLAST-Katalog oder auf www.proplast-online.de

